

Welcome

Introduction

Anterior Body

Posterior Body

Head & Neck

Upper Body: Anterior

Upper Body: Posterior

Upper Limb: Anterior

Lower Body: Anterior

Lower Body: Posterior

Lower Limb: Anterior

Quiz 1

Quiz 2

Quiz Answer Keys

Index of Terms

Acknowledgements



Introduction to Anatomy: *Anatomical Regions of the Body*

Welcome

Introduction

Anterior Body

Posterior Body

Head & Neck

Upper Body: Anterior

Upper Body: Posterior

Upper Limb: Anterior

Lower Body: Anterior

Lower Body: Posterior

Lower Limb: Anterior

Quiz 1

Quiz 2

Quiz Answer Keys

Index of Terms

Acknowledgements

When you first start studying Anatomy, it can feel a lot like trying to learn a new language! Many of the terms used to describe anatomical regions of the body differ from those used when talking about the body in everyday conversation. This can be confusing for new learners.

The goal of this module is to help you learn the terms used to describe the anatomical regions of the body. Each anatomical region is labeled with two terms: The first term used is the *anatomical adjective* used to describe the region, and the second term (in parentheses) is the *common term*. You should try to learn both terms for each anatomical region.

Each labelled slide is followed by an unlabeled one, allowing you to practice.

There are two quizzes at the end of this module to help you test your knowledge.

Good luck!

Navigation

There are two ways to move through this module:

- 1) Scroll through the PDF*
- 2) Click on the title headings the left side of the screen (NOTE: this will take you to the first/labelled page in each section; scroll down to find the unlabelled page)*

Introduction to Anatomy: Anatomical Regions of the Body

Welcome

Introduction

Anterior Body

Posterior Body

Head & Neck

Upper Body: Anterior

Upper Body: Posterior

Upper Limb: Anterior

Lower Body: Anterior

Lower Body: Posterior

Lower Limb: Anterior

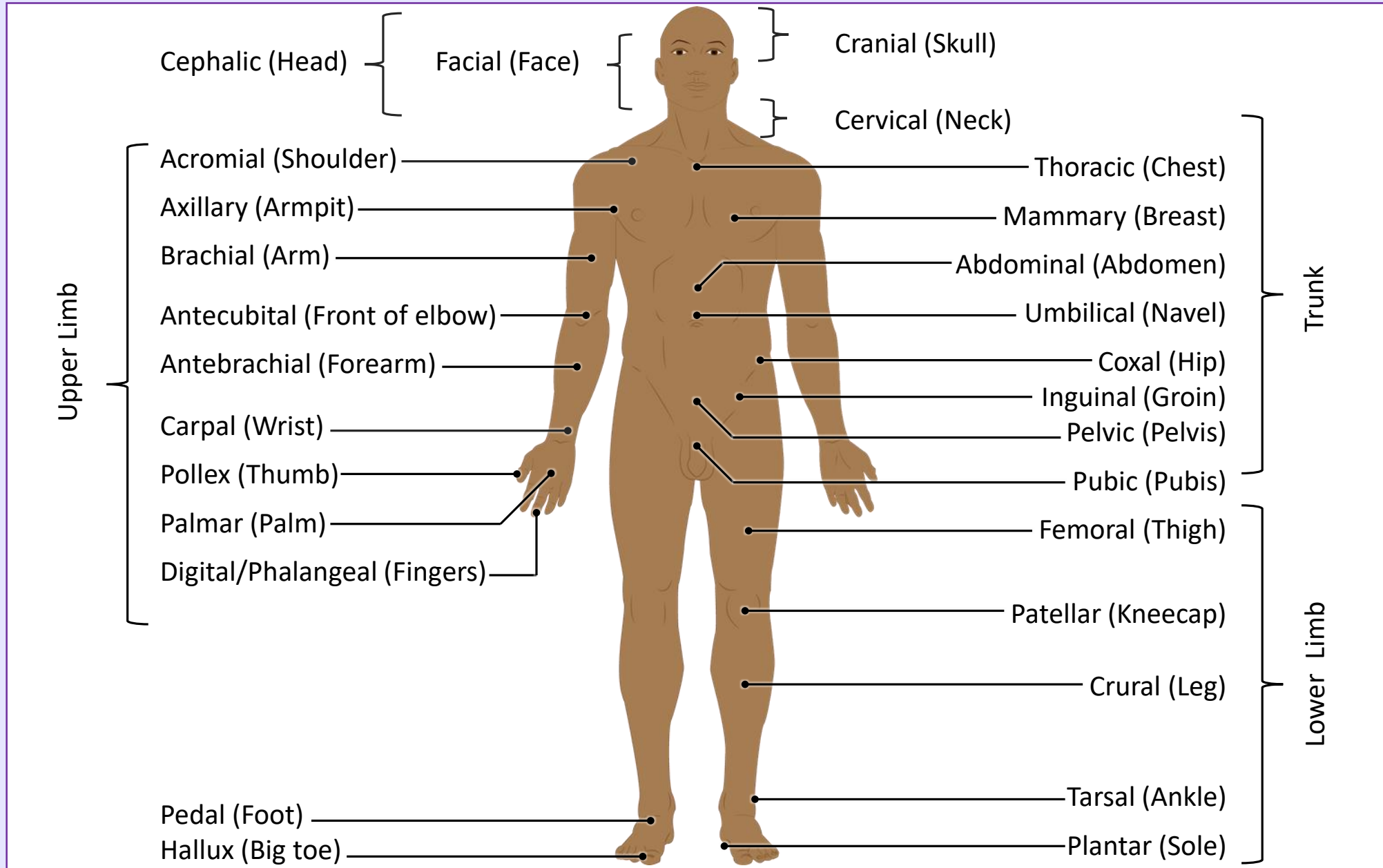
Quiz 1

Quiz 2

Quiz Answer Keys

Index of Terms

Acknowledgements



Introduction to Anatomy: Anatomical Regions of the Body

Welcome

Introduction

Anterior Body

Posterior Body

Head & Neck

Upper Body: Anterior

Upper Body: Posterior

Upper Limb: Anterior

Lower Body: Anterior

Lower Body: Posterior

Lower Limb: Anterior

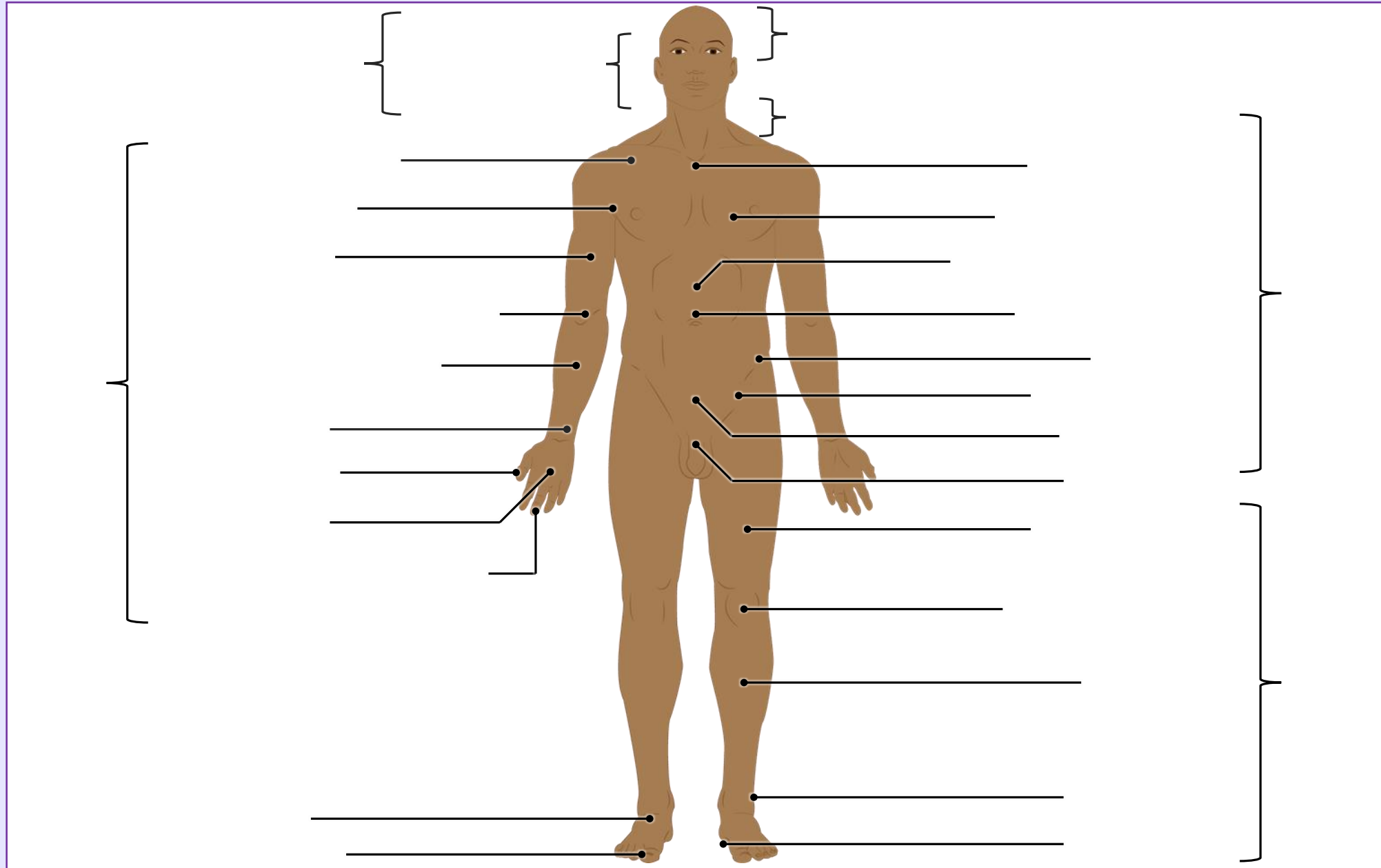
Quiz 1

Quiz 2

Quiz Answer Keys

Index of Terms

Acknowledgements



Introduction to Anatomy: Anatomical Regions of the Body

Welcome

Introduction

Anterior Body

Posterior Body

Head & Neck

Upper Body: Anterior

Upper Body: Posterior

Upper Limb: Anterior

Lower Body: Anterior

Lower Body: Posterior

Lower Limb: Anterior

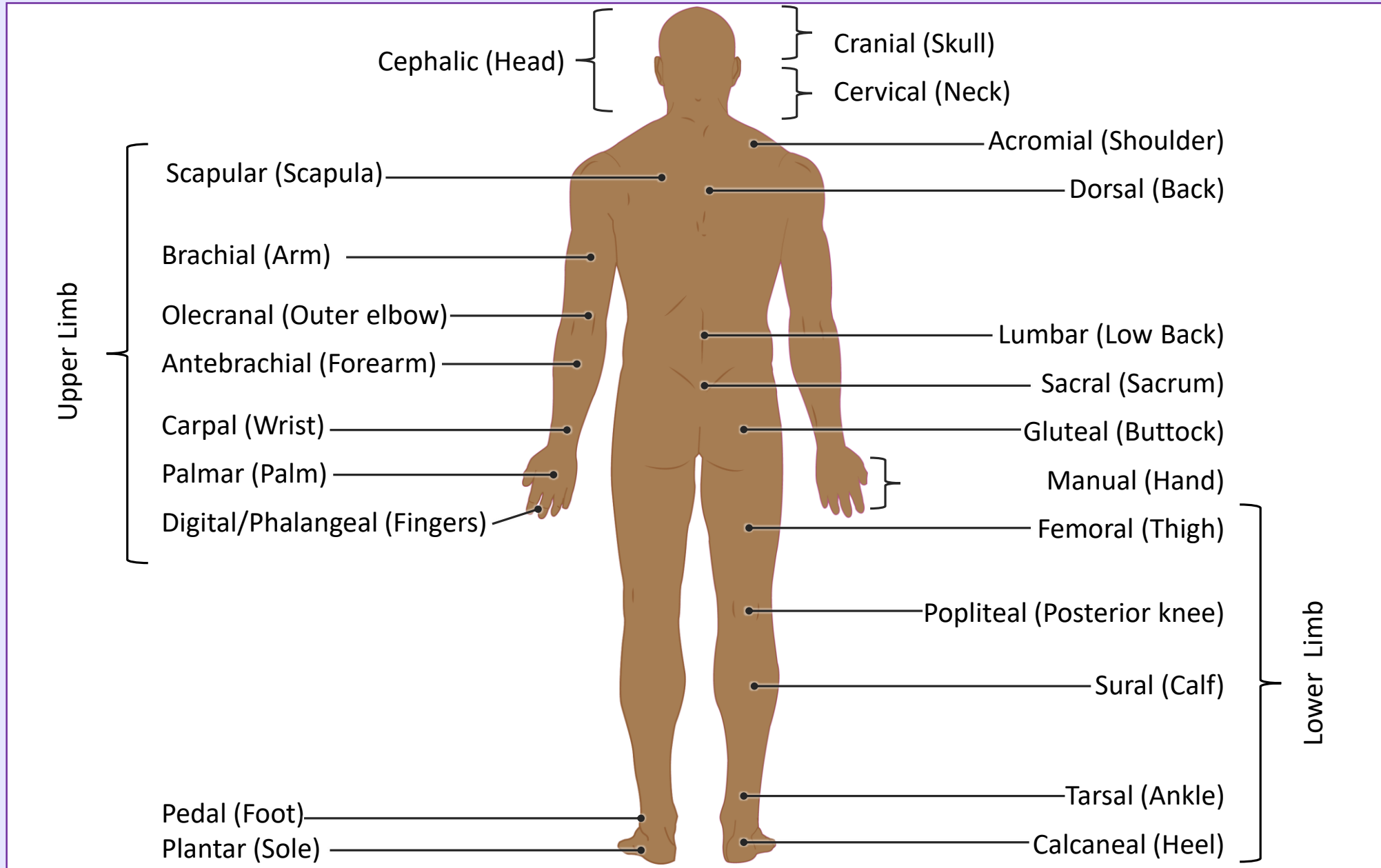
Quiz 1

Quiz 2

Quiz Answer Keys

Index of Terms

Acknowledgements



Introduction to Anatomy: Anatomical Regions of the Body

Welcome

Introduction

Anterior Body

Posterior Body

Head & Neck

Upper Body: Anterior

Upper Body: Posterior

Upper Limb: Anterior

Lower Body: Anterior

Lower Body: Posterior

Lower Limb: Anterior

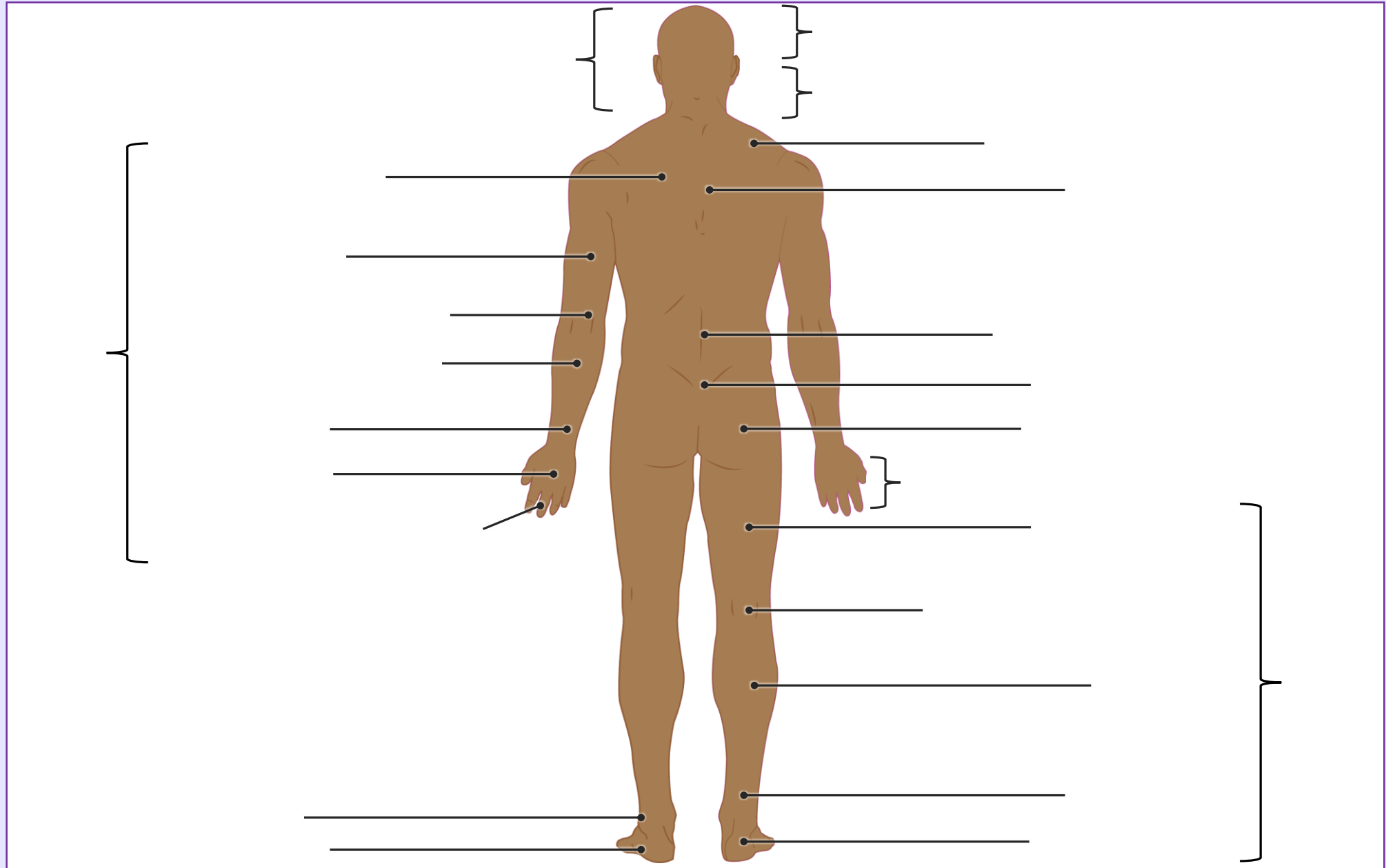
Quiz 1

Quiz 2

Quiz Answer Keys

Index of Terms

Acknowledgements



Welcome

Introduction

Anterior Body

Posterior Body

Head & Neck

Upper Body: Anterior

Upper Body: Posterior

Upper Limb: Anterior

Lower Body: Anterior

Lower Body: Posterior

Lower Limb: Anterior

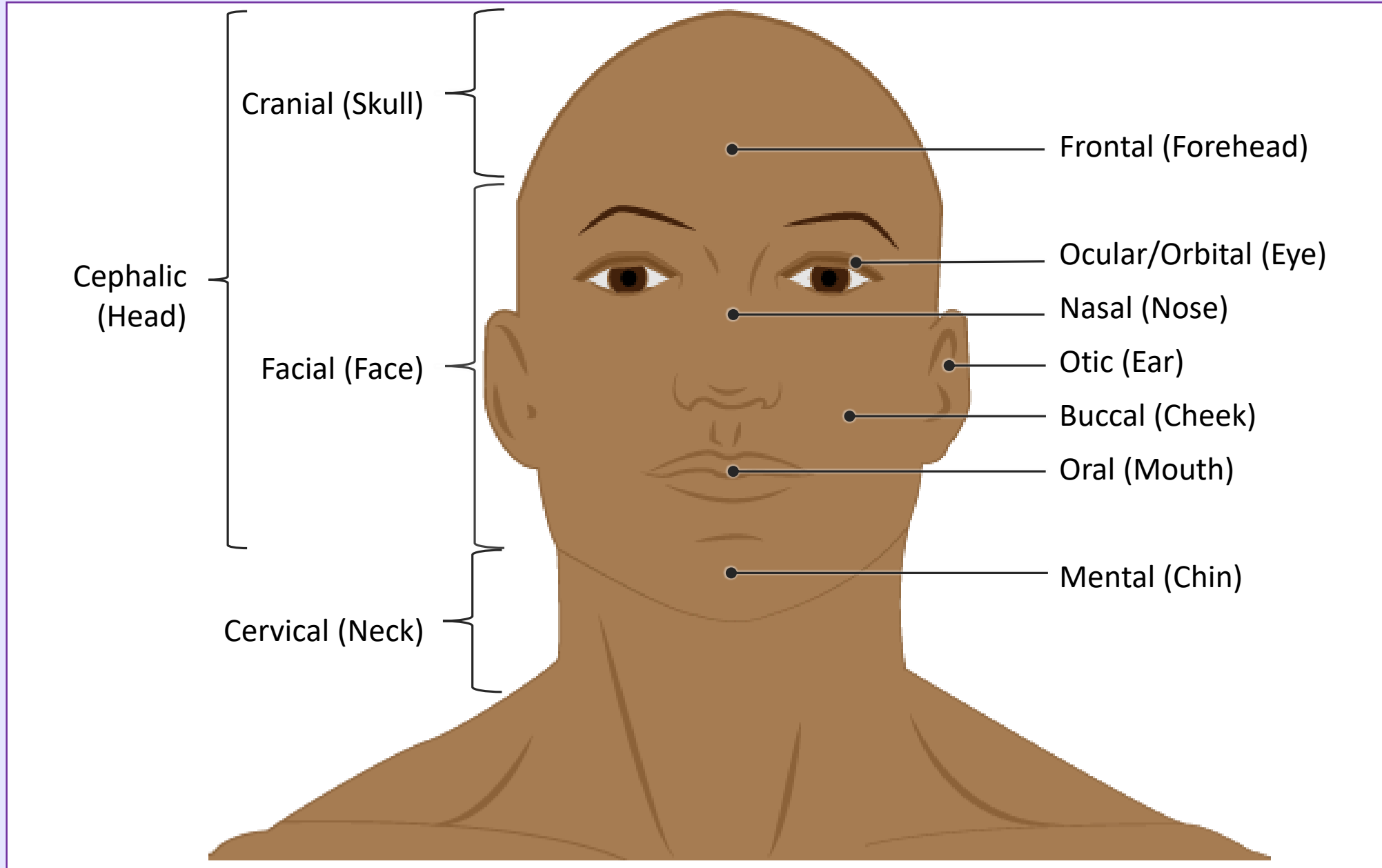
Quiz 1

Quiz 2

Quiz Answer Keys

Index of Terms

Acknowledgements



Welcome

Introduction

Anterior Body

Posterior Body

Head & Neck

Upper Body: Anterior

Upper Body: Posterior

Upper Limb: Anterior

Lower Body: Anterior

Lower Body: Posterior

Lower Limb: Anterior

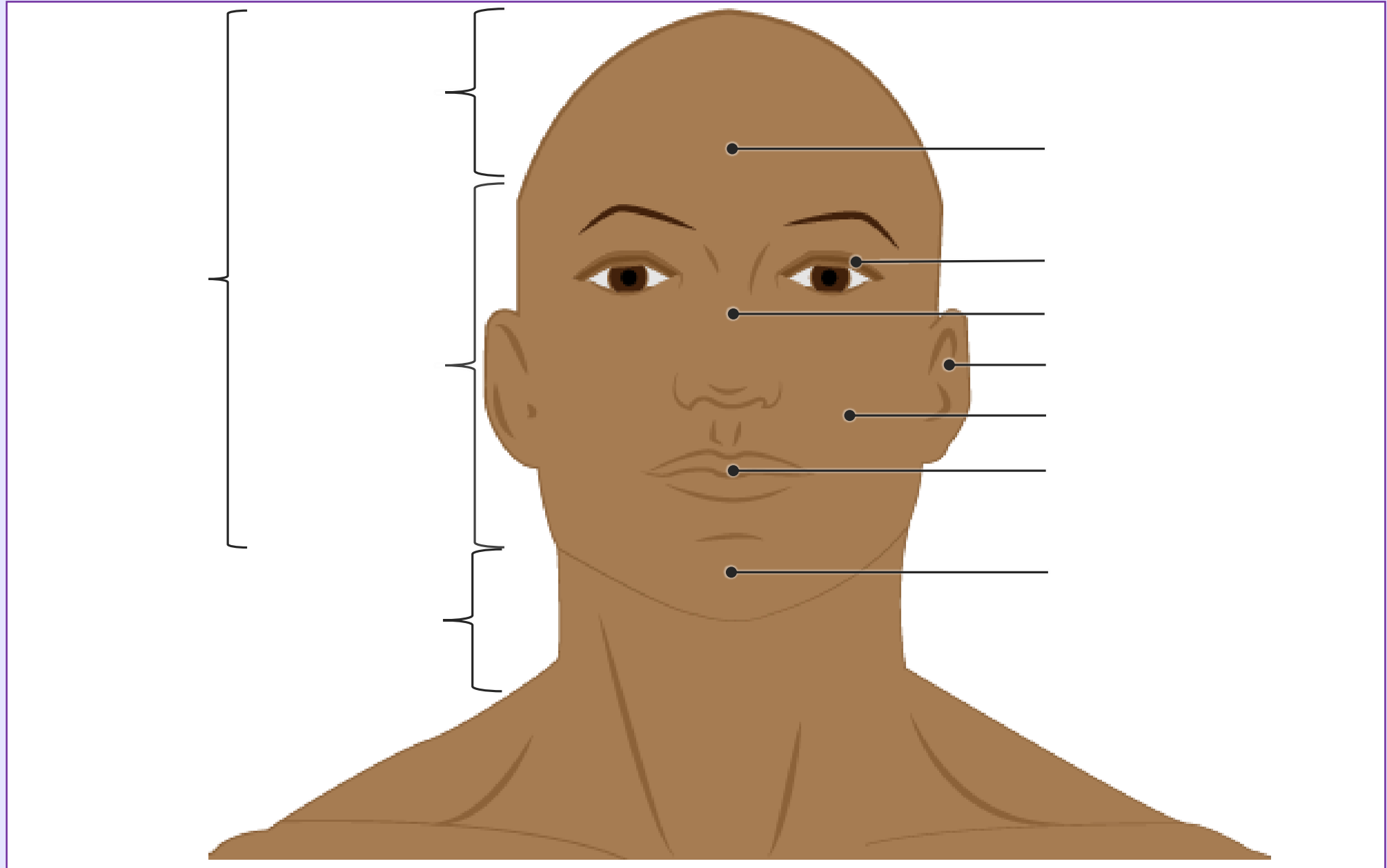
Quiz 1

Quiz 2

Quiz Answer Keys

Index of Terms

Acknowledgements



Introduction to Anatomy: Anatomical Regions of the Body

Welcome

Introduction

Anterior Body

Posterior Body

Head & Neck

Upper Body: Anterior

Upper Body: Posterior

Upper Limb: Anterior

Lower Body: Anterior

Lower Body: Posterior

Lower Limb: Anterior

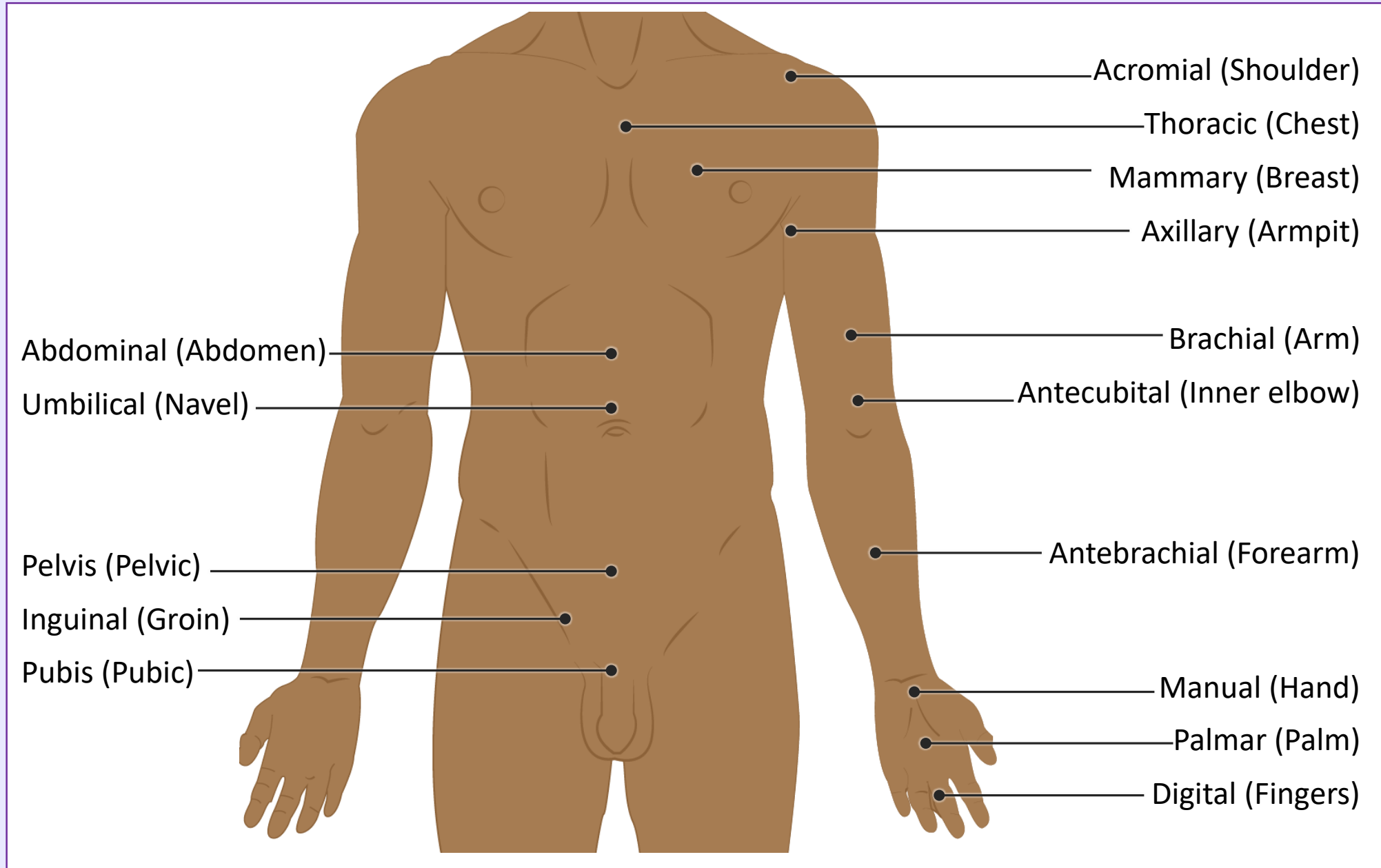
Quiz 1

Quiz 2

Quiz Answer Keys

Index of Terms

Acknowledgements



Introduction to Anatomy: Anatomical Regions of the Body

Welcome

Introduction

Anterior Body

Posterior Body

Head & Neck

Upper Body: Anterior

Upper Body: Posterior

Upper Limb: Anterior

Lower Body: Anterior

Lower Body: Posterior

Lower Limb: Anterior

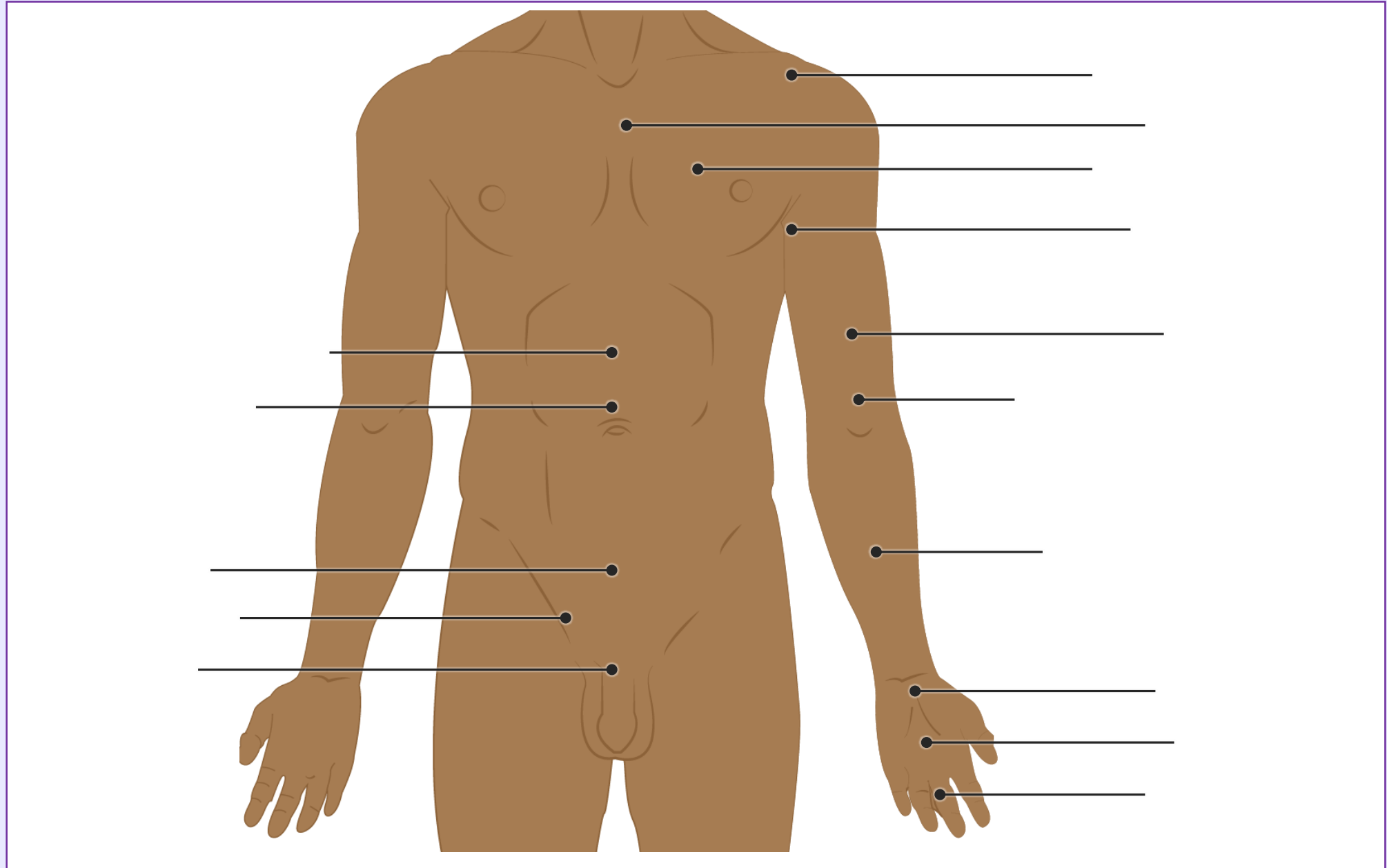
Quiz 1

Quiz 2

Quiz Answer Keys

Index of Terms

Acknowledgements



Welcome

Introduction

Anterior Body

Posterior Body

Head & Neck

Upper Body: Anterior

Upper Body: Posterior

Upper Limb: Anterior

Lower Body: Anterior

Lower Body: Posterior

Lower Limb: Anterior

Quiz 1


Quiz 2

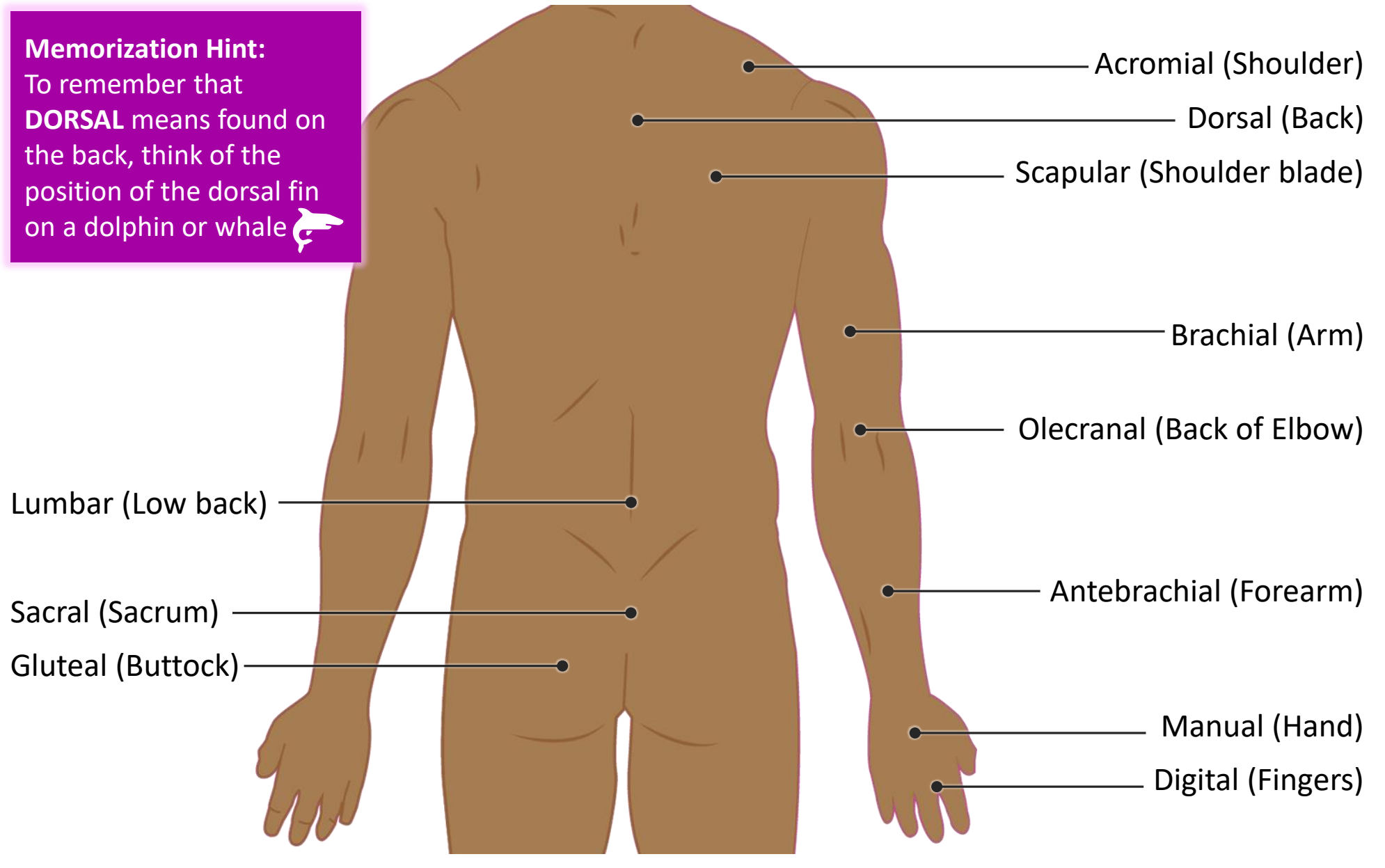
Quiz Answer Keys

Index of Terms

Acknowledgements

Memorization Hint:

To remember that **DORSAL** means found on the back, think of the position of the dorsal fin on a dolphin or whale 



Introduction to Anatomy: Anatomical Regions of the Body

Welcome

Introduction

Anterior Body

Posterior Body

Head & Neck

Upper Body: Anterior

Upper Body: Posterior

Upper Limb: Anterior

Lower Body: Anterior

Lower Body: Posterior

Lower Limb: Anterior

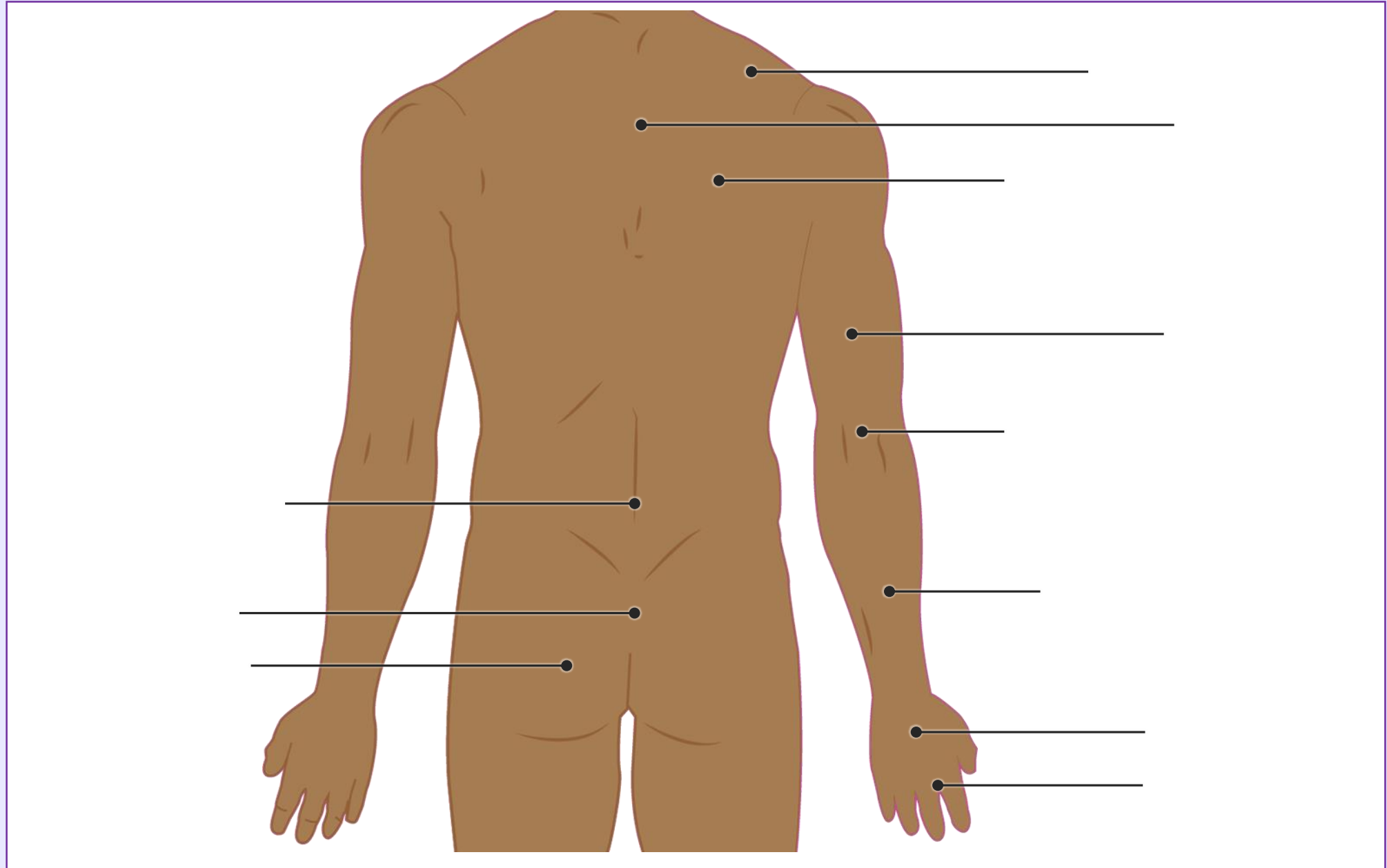
Quiz 1

Quiz 2

Quiz Answer Keys

Index of Terms

Acknowledgements



Welcome

Introduction

Anterior Body

Posterior Body

Head & Neck

Upper Body: Anterior

Upper Body: Posterior

Upper Limb: Anterior

Lower Body: Anterior

Lower Body: Posterior

Lower Limb: Anterior

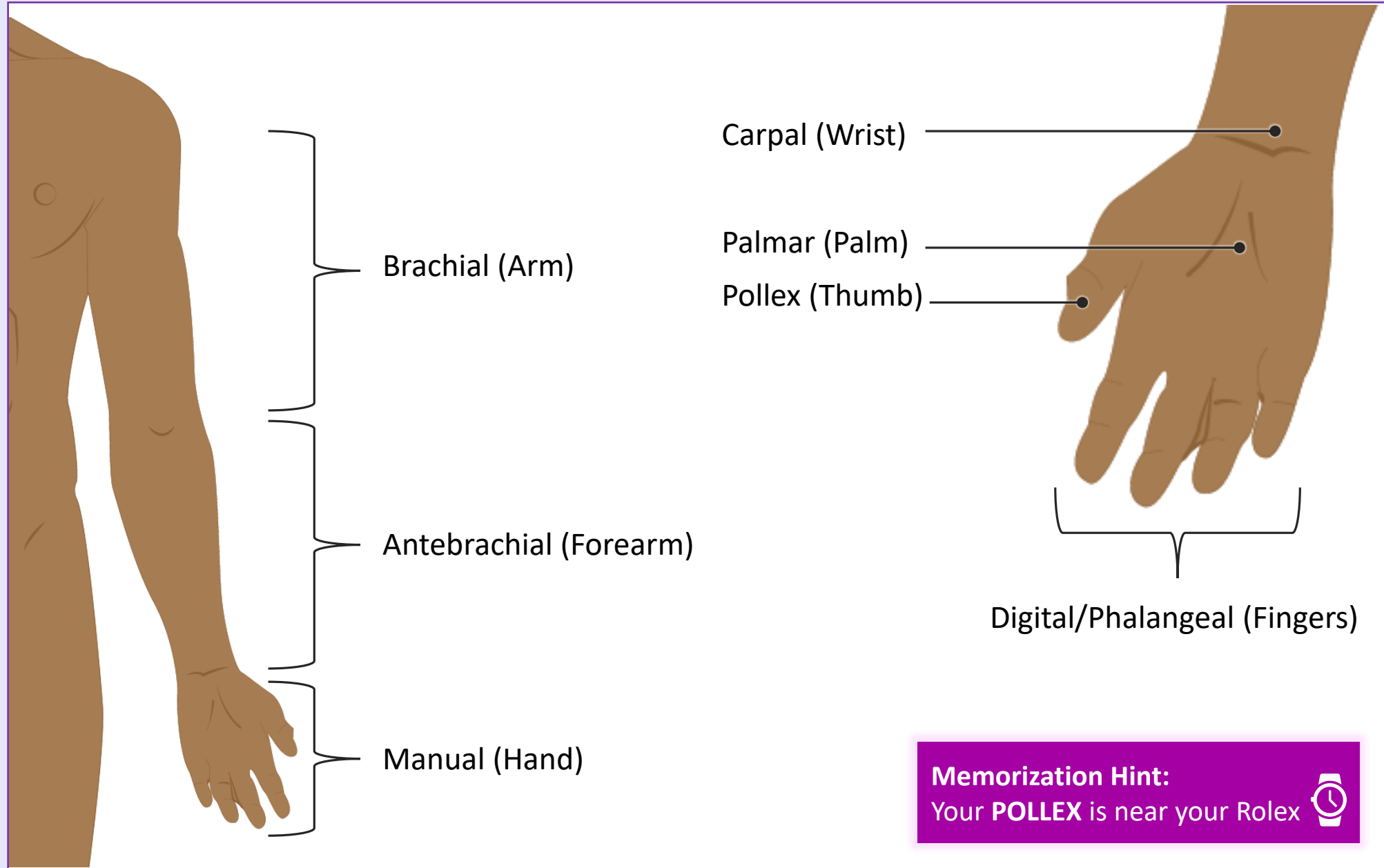
Quiz 1

Quiz 2

Quiz Answer Keys

Index of Terms

Acknowledgements



Memorization Hint:
Your **POLLEX** is near your **Rolex** 

Welcome

Introduction

Anterior Body

Posterior Body

Head & Neck

Upper Body: Anterior

Upper Body: Posterior

Upper Limb: Anterior

Lower Body: Anterior

Lower Body: Posterior

Lower Limb: Anterior

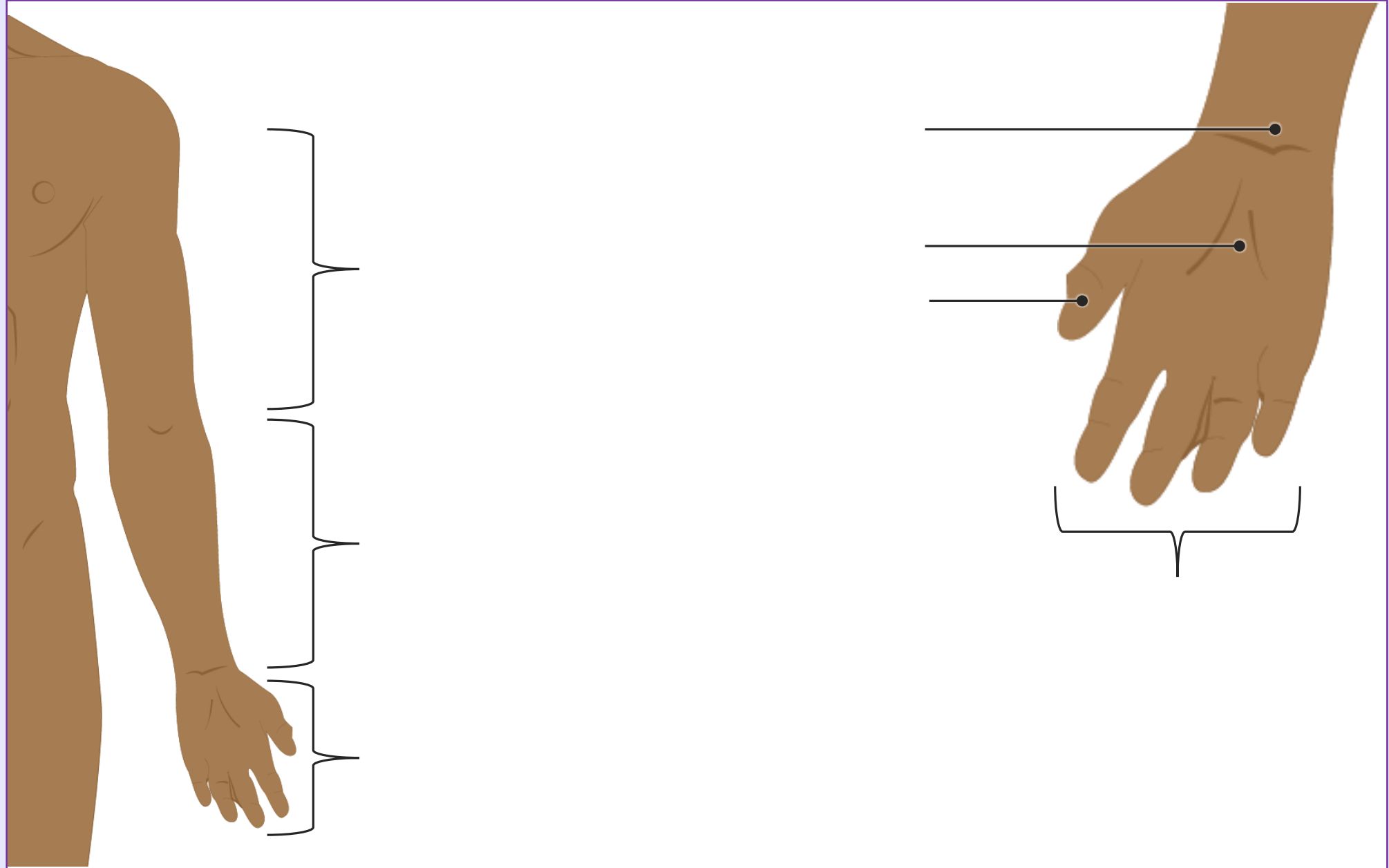
Quiz 1

Quiz 2

Quiz Answer Keys

Index of Terms

Acknowledgements



Welcome

Introduction

Anterior Body

Posterior Body

Head & Neck

Upper Body: Anterior

Upper Body: Posterior

Upper Limb: Anterior

Lower Body: Anterior

Lower Body: Posterior

Lower Limb: Anterior

Quiz 1

Quiz 2

Quiz Answer Keys

Index of Terms

Acknowledgements

Coxal (Hip) —————

Pelvic (Pelvis) —————

Inguinal (Groin) —————

Pubic (Pubis) —————

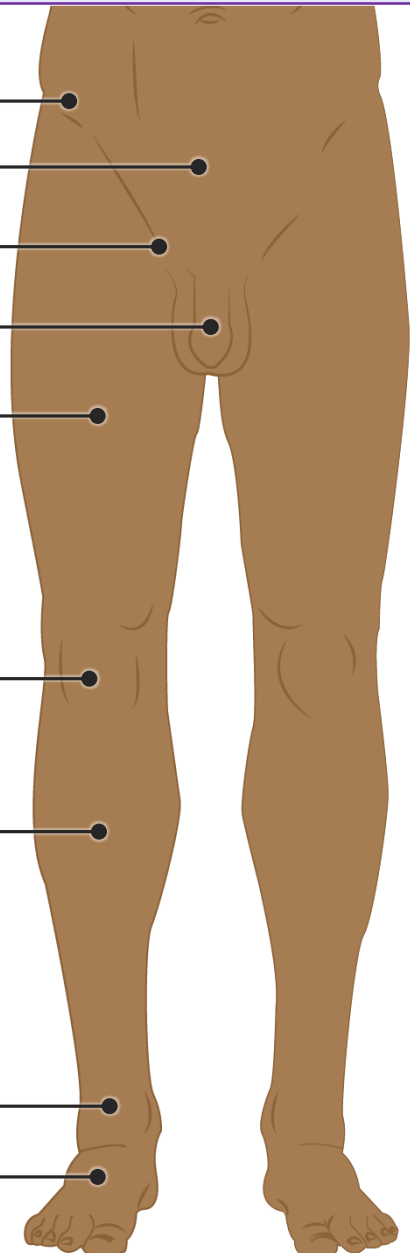
Femoral (Thigh) —————

Patellar (Knee) —————


Crural (Leg) —————

Tarsal (Ankle) —————

Pedal (Foot) —————



Memorization Hint:

When you hit the gas, you put the **PEDAL** to the metal 

—————
Femoral (Thigh)

—————
Crural (Leg)

—————
Pedal (Foot)

Welcome

Introduction

Anterior Body

Posterior Body

Head & Neck

Upper Body: Anterior

Upper Body: Posterior

Upper Limb: Anterior

Lower Body: Anterior

Lower Body: Posterior

Lower Limb: Anterior

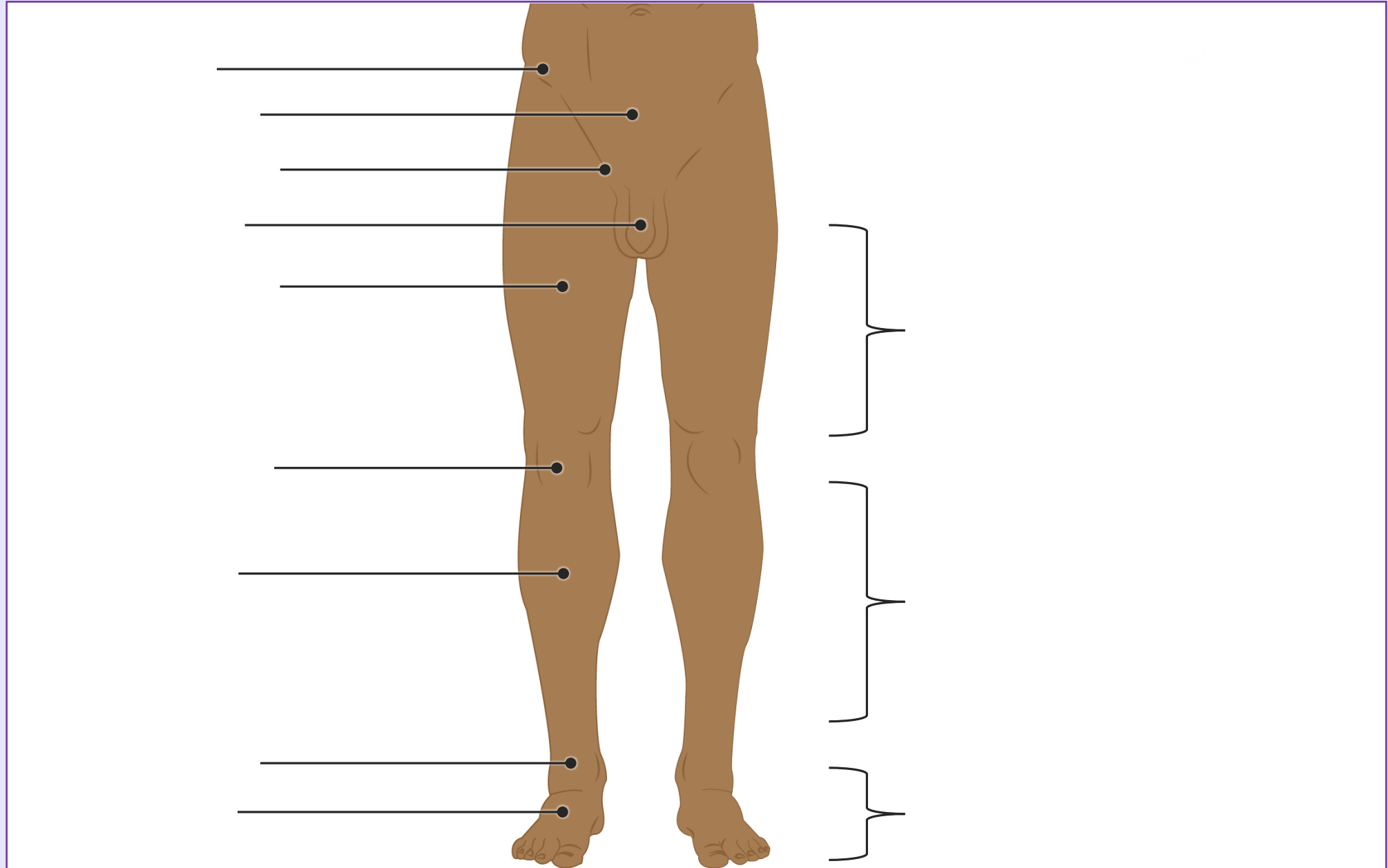
Quiz 1

Quiz 2

Quiz Answer Keys

Index of Terms

Acknowledgements



Welcome

Introduction

Anterior Body

Posterior Body

Head & Neck

Upper Body: Anterior

Upper Body: Posterior

Upper Limb: Anterior

Lower Body: Anterior

Lower Body: Posterior

Lower Limb: Anterior

Quiz 1

Quiz 2

Quiz Answer Keys

Index of Terms

Acknowledgements

Coxal (Hip)

Sacral (Sacrum)

Gluteal (Buttock)

Femoral (Thigh)

Popliteal (Back of knee)

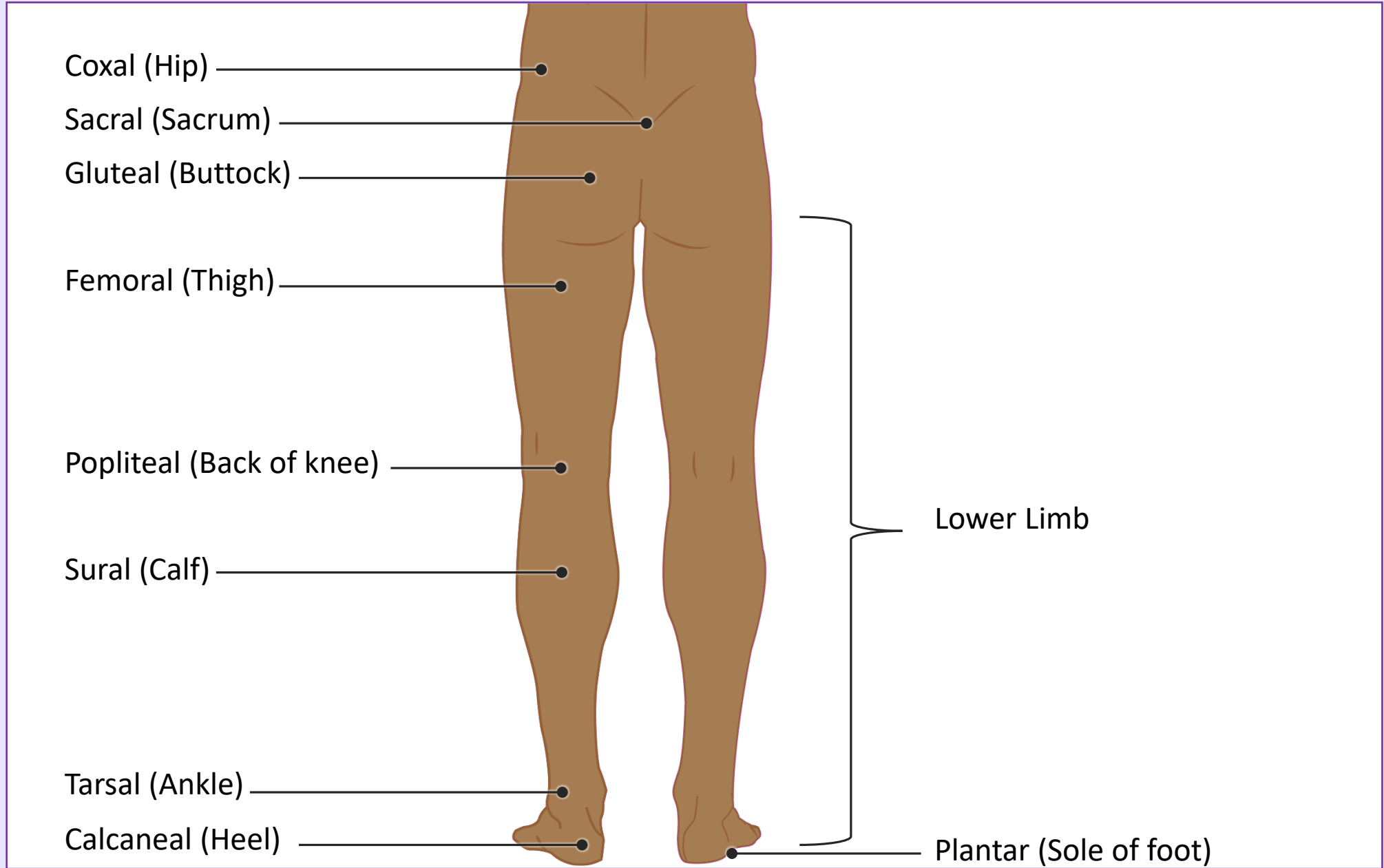
Sural (Calf)

Tarsal (Ankle)

Calcaneal (Heel)

Lower Limb

Plantar (Sole of foot)



Welcome

Introduction

Anterior Body

Posterior Body

Head & Neck

Upper Body: Anterior

Upper Body: Posterior

Upper Limb: Anterior

Lower Body: Anterior

Lower Body: Posterior

Lower Limb: Anterior

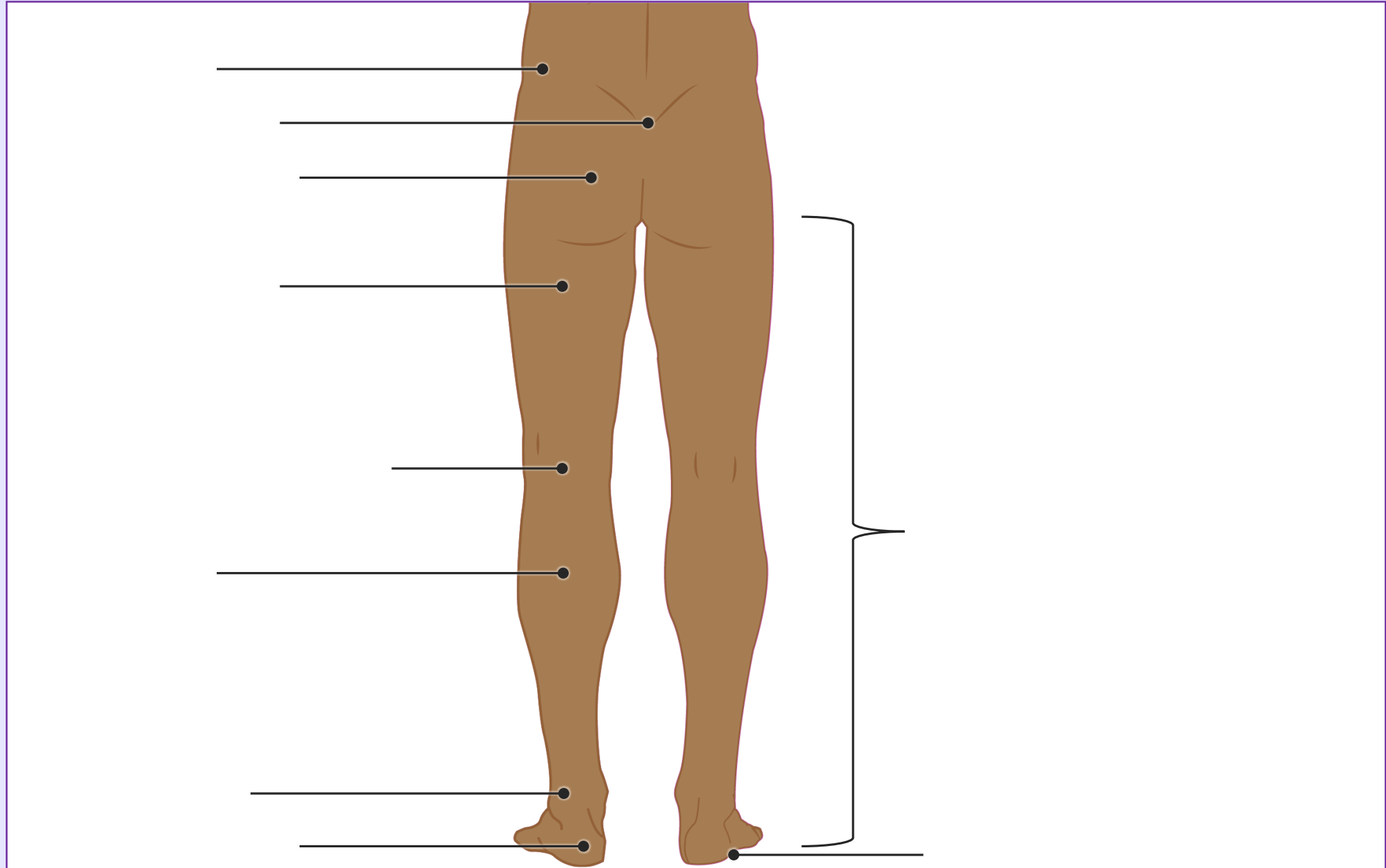
Quiz 1

Quiz 2

Quiz Answer Keys

Index of Terms

Acknowledgements



Welcome

Introduction

Anterior Body

Posterior Body

Head & Neck

Upper Body: Anterior

Upper Body: Posterior

Upper Limb: Anterior

Lower Body: Anterior

Lower Body: Posterior

Lower Limb: Anterior

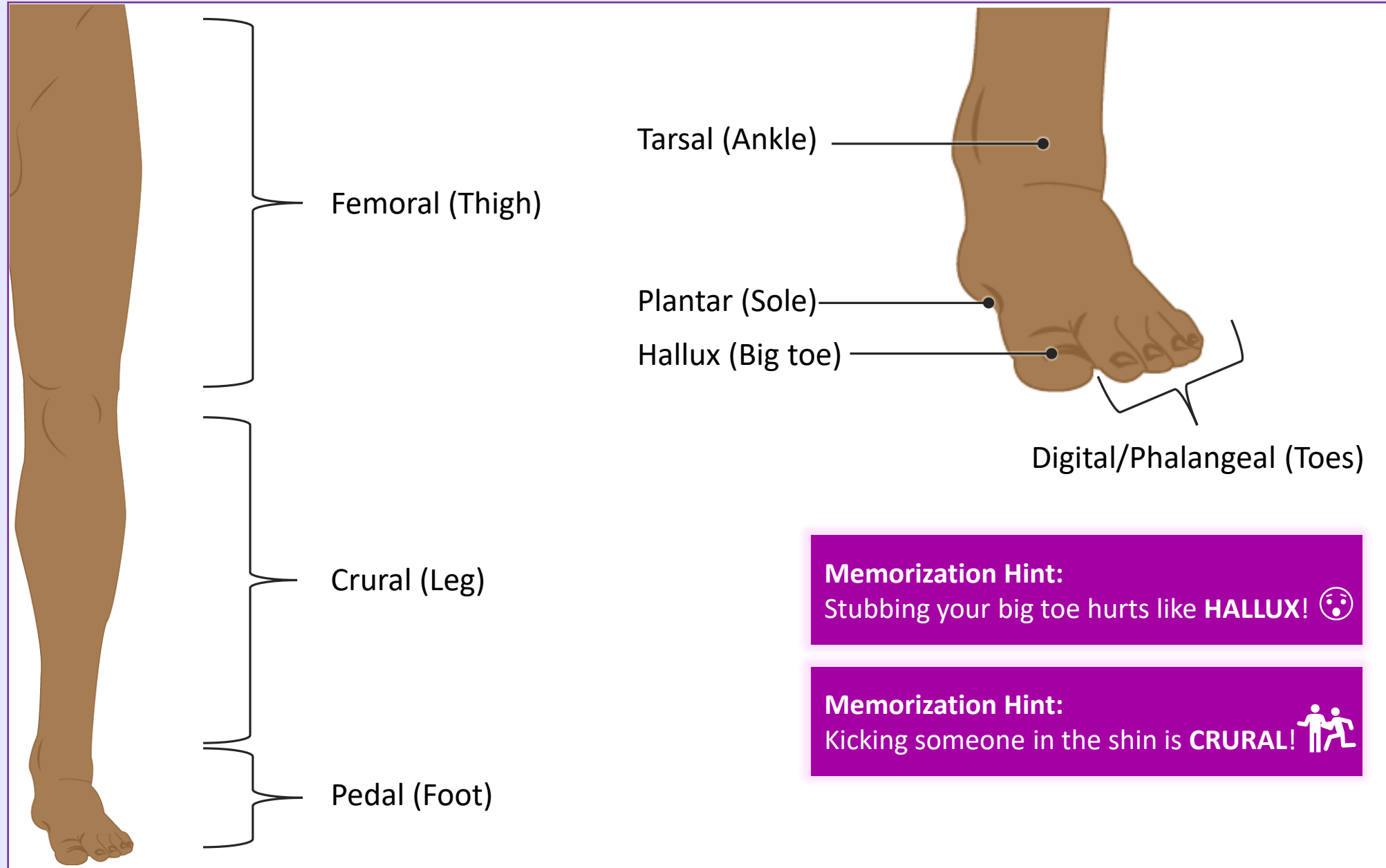
Quiz 1

Quiz 2

Quiz Answer Keys

Index of Terms

Acknowledgements



Memorization Hint:
Stubbing your big toe hurts like **HALLUX!** 🤔

Memorization Hint:
Kicking someone in the shin is **CRURAL!** 🏃

Welcome

Introduction

Anterior Body

Posterior Body

Head & Neck

Upper Body: Anterior

Upper Body: Posterior

Upper Limb: Anterior

Lower Body: Anterior

Lower Body: Posterior

Lower Limb: Anterior

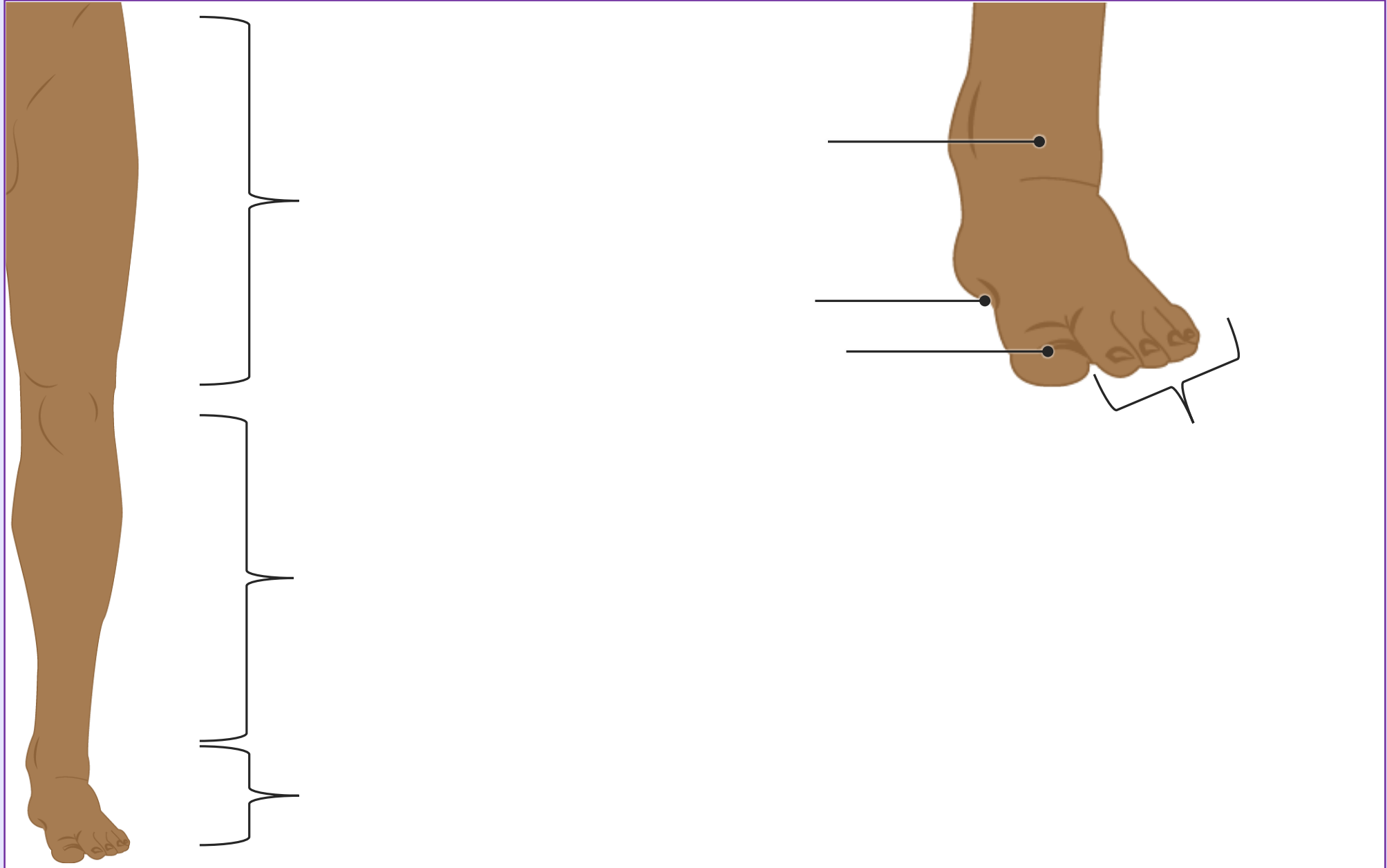
Quiz 1

Quiz 2

Quiz Answer Keys

Index of Terms

Acknowledgements



Welcome

Introduction

Anterior Body

Posterior Body

Head & Neck

Upper Body: Anterior

Upper Body: Posterior

Upper Limb: Anterior

Lower Body: Anterior

Lower Body: Posterior

Lower Limb: Anterior

Quiz 1

Quiz 2

Quiz Answer Keys

Index of Terms


Acknowledgements

Quiz 1

Choose the correct anatomical region:

(Write your answers on paper and check with the Quiz Answer Key at the end)

Example: Carpal



1. Patellar



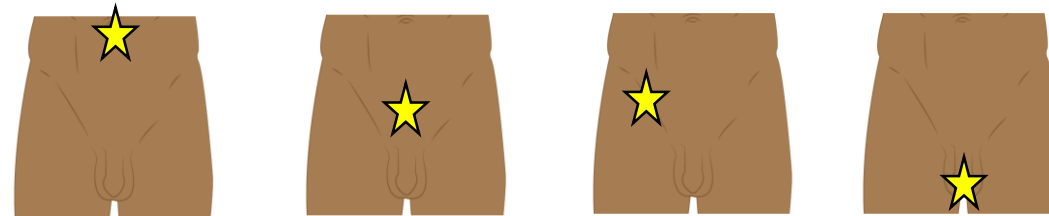
2. Antebrachial



3. Hallux



4. Pelvic



Welcome

Introduction

Anterior Body

Posterior Body

Head & Neck

Upper Body: Anterior

Upper Body: Posterior

Upper Limb: Anterior

Lower Body: Anterior

Lower Body: Posterior

Lower Limb: Anterior

Quiz 1

Quiz 2

Quiz Answer Keys

Index of Terms

Acknowledgements

Quiz 2

Match the anatomical term with the common term:

(Write your answers on paper and check with the Quiz Answer Key)

- | | |
|---------------|------------------|
| 1. Cranial | A. Shoulder |
| 2. Femoral | B. Back of knee |
| 3. Orbital | C. Ankle |
| 4. Digital | D. Chest |
| 5. Acromial | E. Armpit |
| 6. Popliteal | F. Leg |
| 7. Crural | G. Back of elbow |
| 8. Pollex | H. Eye |
| 9. Tarsal | I. Head |
| 10. Olecranal | J. Fingers |
| 11. Thoracic | K. Thigh |
| 12. Axillary | L. Thumb |

Welcome

Introduction

Anterior Body

Posterior Body

Head & Neck

Upper Body: Anterior

Upper Body: Posterior

Upper Limb: Anterior

Lower Body: Anterior

Lower Body: Posterior

Lower Limb: Anterior

Quiz 1





Quiz 2

Quiz Answer Keys

Index of Terms

Acknowledgements

Quiz Answer Keys

Quiz 1	
1.	Patellar 
2.	Antebrachial 
3.	Hallux 
4.	Pelvic 

Quiz 2	
1. Cranial	I. Head
2. Femoral	K. Thigh
3. Orbital	H. Eye
4. Digital	J. Fingers
5. Acromial	A. Shoulder
6. Popliteal	B. Back of knee
7. Crural	F. Leg
8. Pollex	L. Thumb
9. Tarsal	C. Ankle
10. Olecranal	G. Back of elbow
11. Thoracic	D. Chest
12. Axillary	E. Armpit

Welcome

Introduction

Anterior Body

Posterior Body

Head & Neck

Upper Body: Anterior

Upper Body: Posterior

Upper Limb: Anterior

Lower Body: Anterior

Lower Body: Posterior

Lower Limb: Anterior

Quiz 1

Quiz 2

Quiz Answer Keys

Index of Terms

Acknowledgements

Index of Terms

Anatomical	Common	Anatomical	Common	Anatomical	Common
Abdominal	Abdomen	Frontal	Forehead	Palmar	Palm
Acromial	Shoulder	Gluteal	Buttock	Patellar	Kneecap
Antebrachial	Forearm	Hallux	Big toe	Pedal	Foot
Antecubital	Inner elbow	Inguinal	Groin	Pelvic	Pelvis
Brachial	Arm	Lumbar	Low back	Phalangeal	Fingers, Toes
Buccal	Cheek	Mammary	Breast	Plantar	Sole of foot
Calcaneal	Heel	Manual	Hand	Pollex	Thumb
Carpal	Wrist	Mental	Chin	Popliteal	Back of knee
Carpal	Wrist	Nasal	Nose	Sacral	Sacrum
Cephalic	Head	Ocular	Eye	Scapular	Scapula
Coxal	Hip	Olecranal	Back of elbow	Sural	Calf
Crural	Leg	Oral	Mouth	Tarsal	Ankle
Digital	Fingers, Toes	Orbital	Eye	Thoracic	Chest
Femoral	Thigh	Otic	Ear	Umbilical	Navel

Welcome

Introduction

Anterior Body

Posterior Body

Head & Neck

Upper Body: Anterior

Upper Body: Posterior

Upper Limb: Anterior

Lower Body: Anterior

Lower Body: Posterior

Lower Limb: Anterior

Quiz 1

Quiz 2

Quiz Answer Keys

Index of Terms

Acknowledgements

Acknowledgements

Created for UBC MDUP FLEX 419, Spring 2019; updated Spring 2020

Student: Kimberlee Hart (Island Medical Program, Class of 2022)

Supervisor: Kurt McBurney, Associate Teaching Professor, Island Medical Program

Inspired by EPHE 141 Human Anatomy Lab and the EPHE 141 Lab Manual (University of Victoria)

References

Cohen, B. J., & DePetris, A. (2014). *Medical Terminology. Medical Terminology: An Illustrated Guide*. Baltimore, MD: Lippincott Williams & Wilkins.

Jones, B. D. (2016). *Comprehensive Medical Terminology, Fifth Edition*. Boston, MA: Cengage Learning.

Martini, F. H., Timmons, M. J., & Tallitsch, R. B. (2015). *Human Anatomy, Eighth Edition*. Toronto, ON: Pearson Education Inc.

Medical Illustrations

Paige Blumer